EST.
1877

Coast

Silver Cross®

THE BEST START IN LIFE

IMPORTANT – READ THE INSTRUCTIONS CAREFULLY BEFORE USE AND KEEP FOR FUTURE REFERENCE

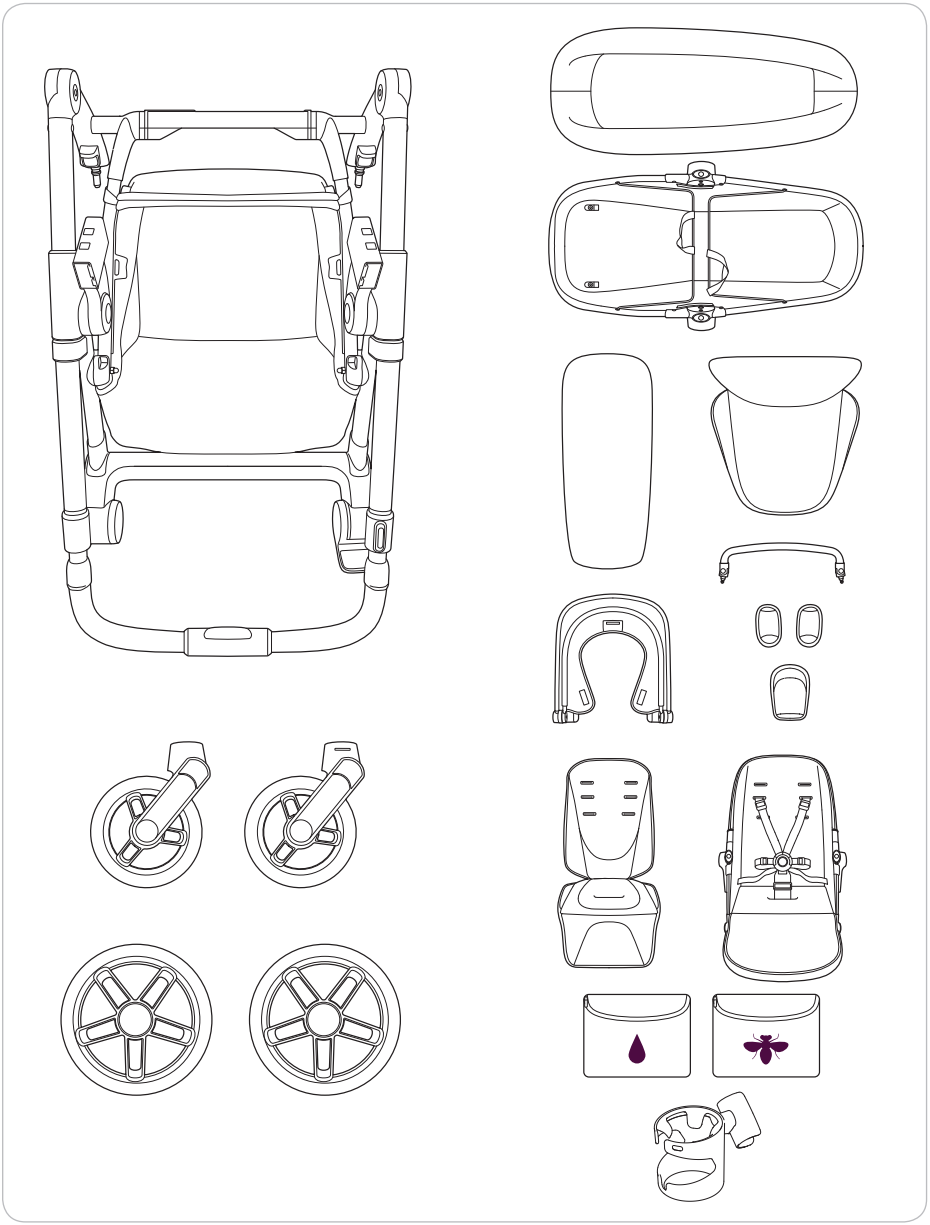

1.1

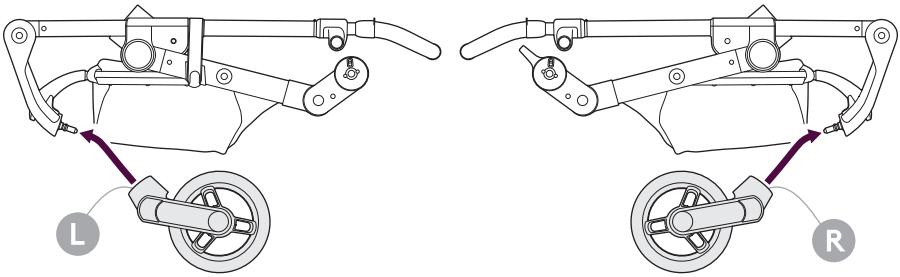

1.2

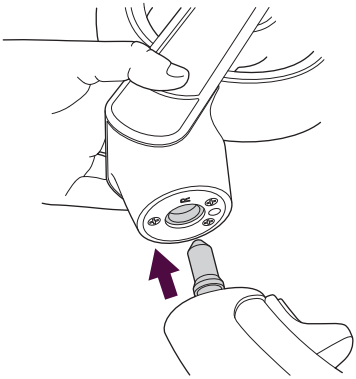

1.3

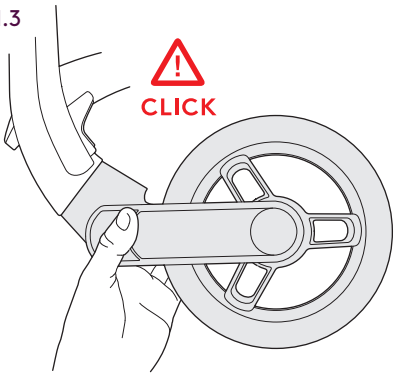

2.1

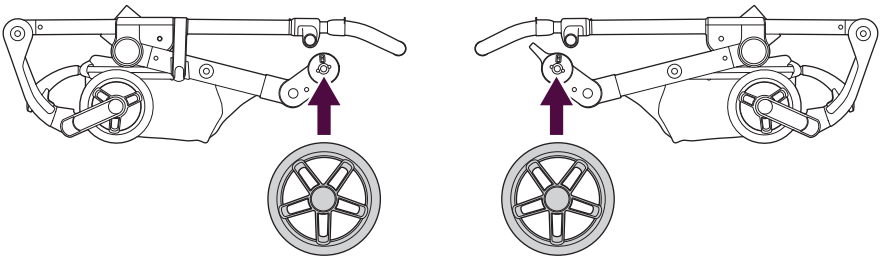

2.2

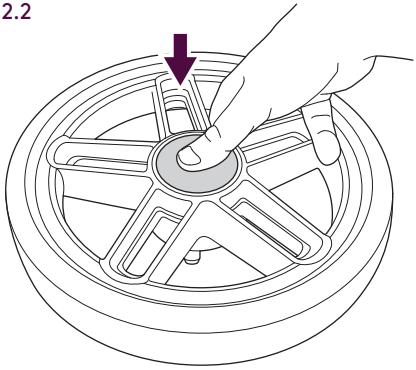

2.3

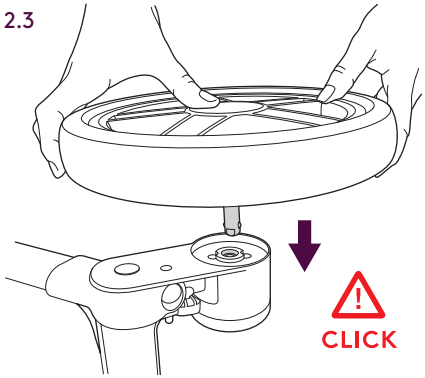

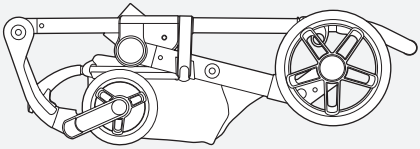

3.1

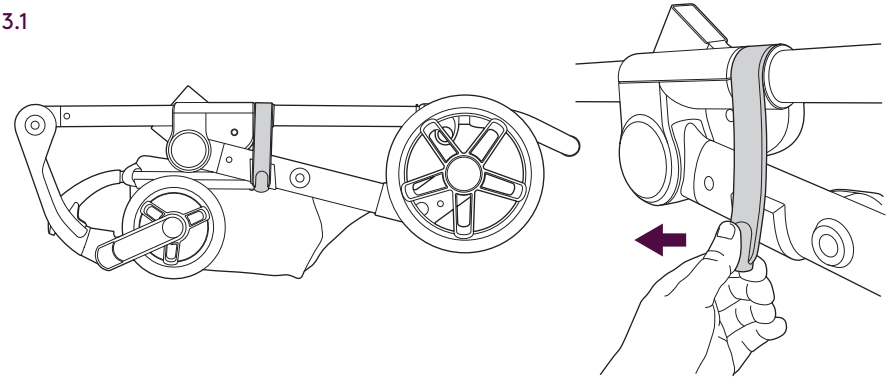

3.2

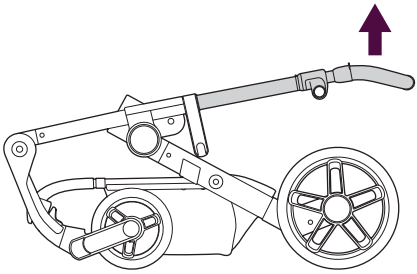

3.3

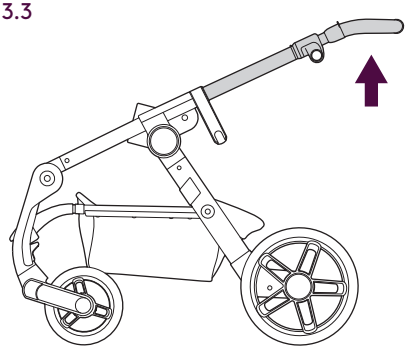

3.4

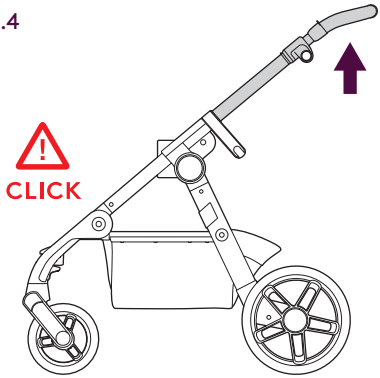

4.1

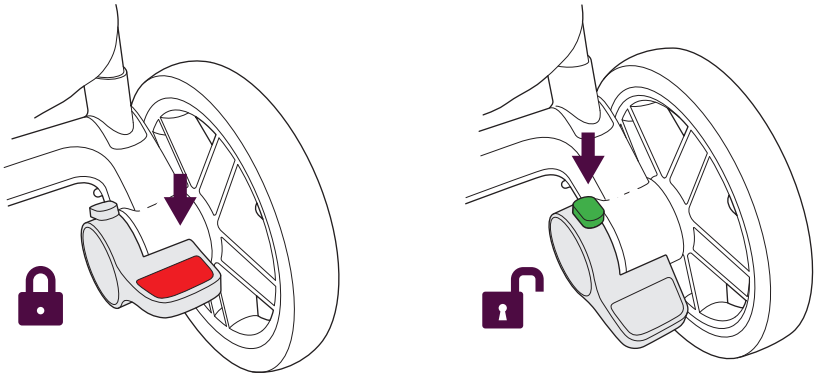

4.2

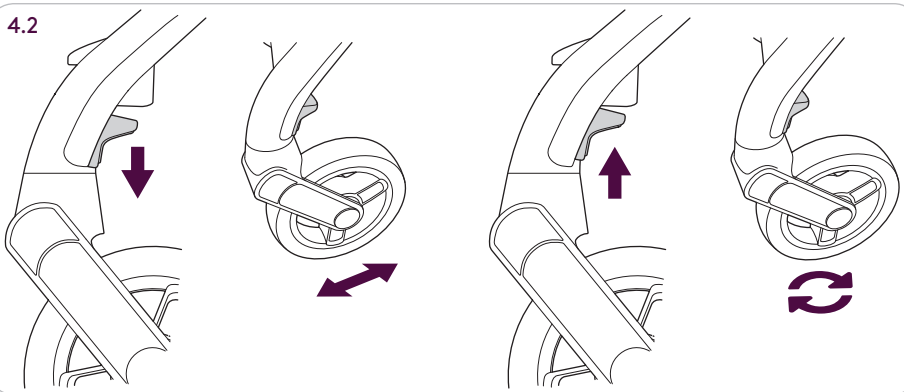

4.3

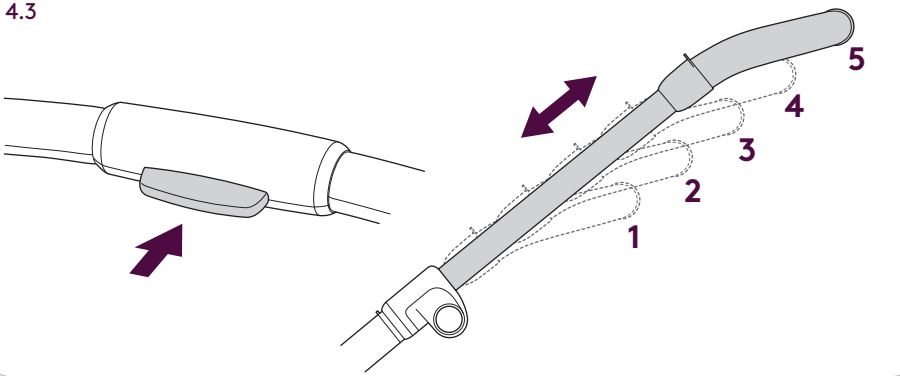

5.1

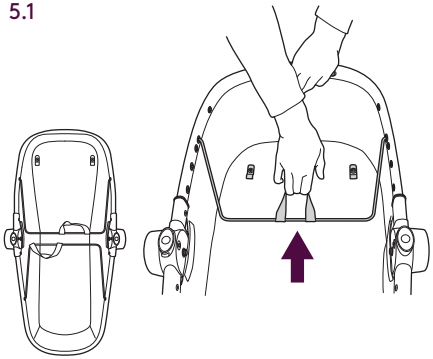

5.2

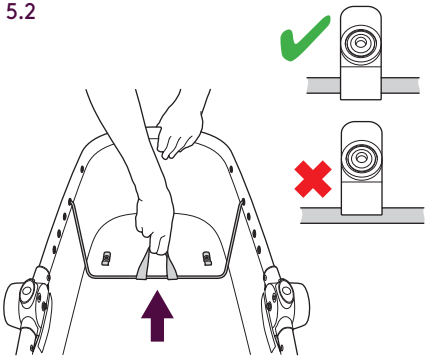

5.3

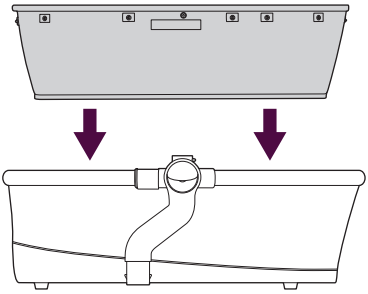

5.4

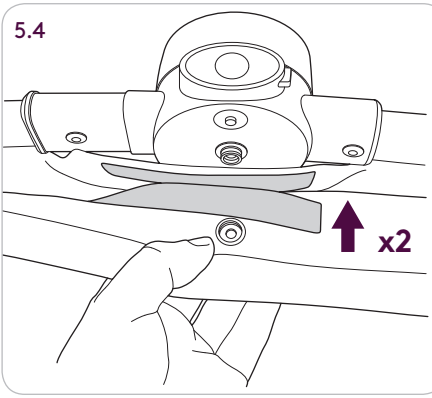

5.5

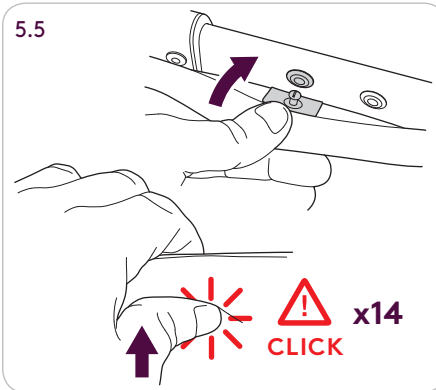

5.6

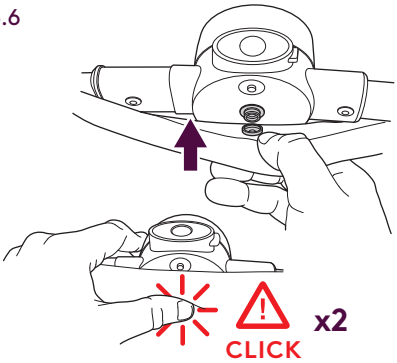

6.1

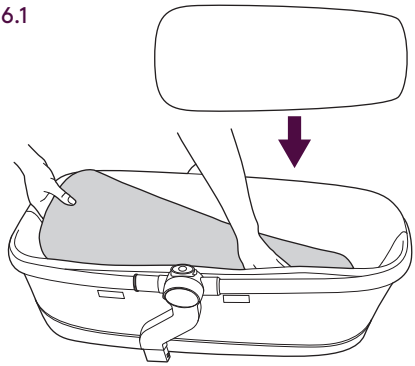

6.2

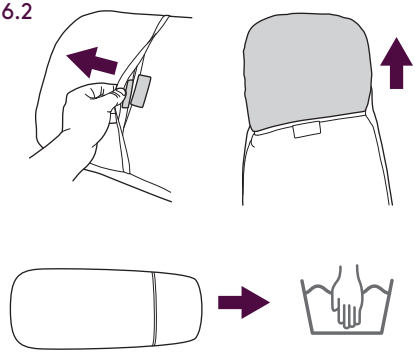

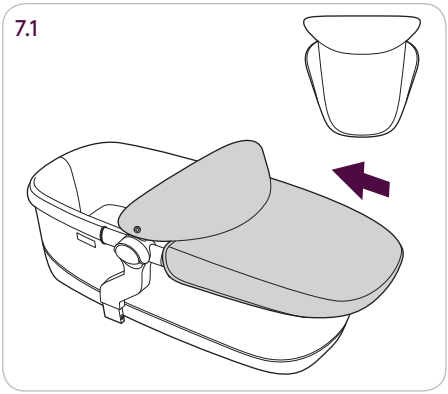
7.1

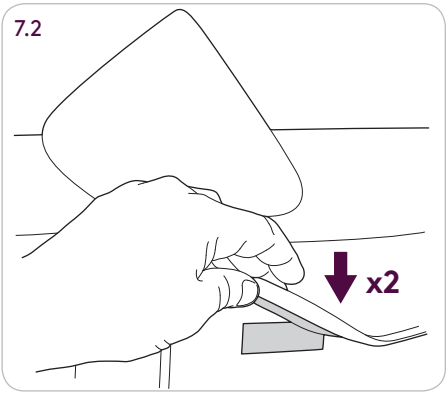
7.2
x2

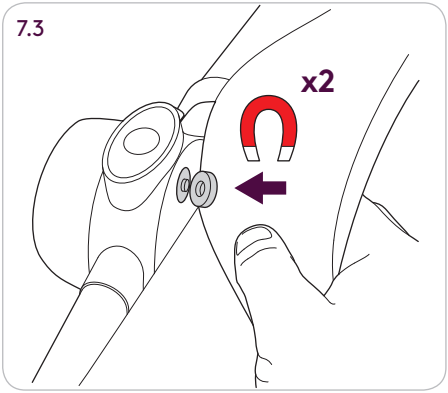
7.3
x2

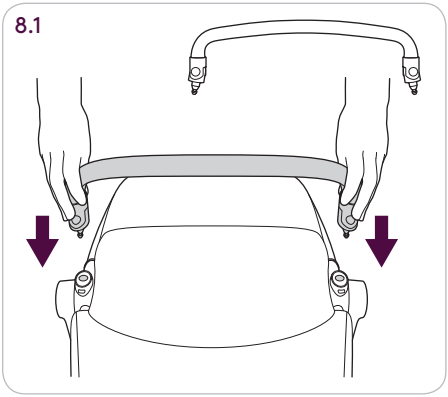
8.1

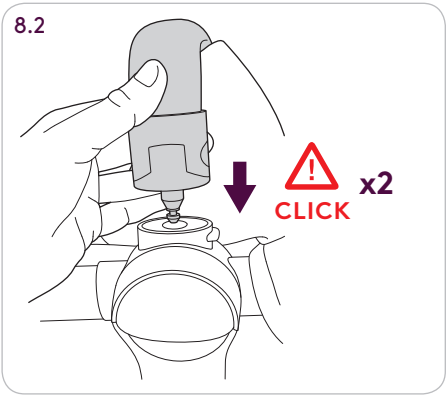
8.2
CLICK
x2

8.3

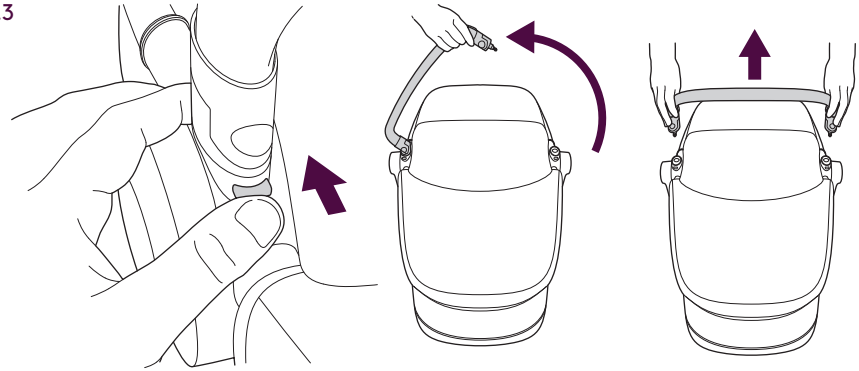

9.1

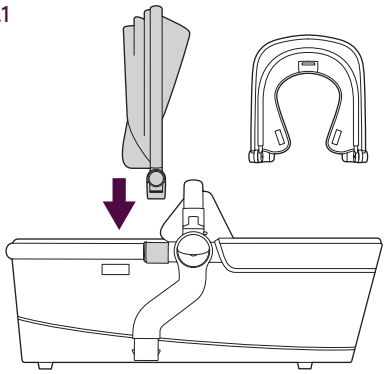

9.2

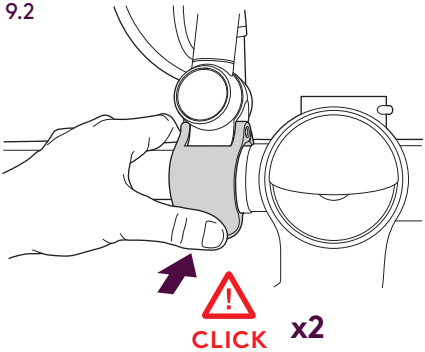

9.3

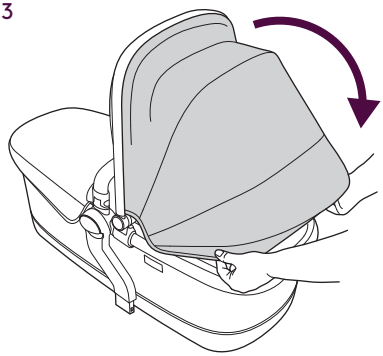

9.4

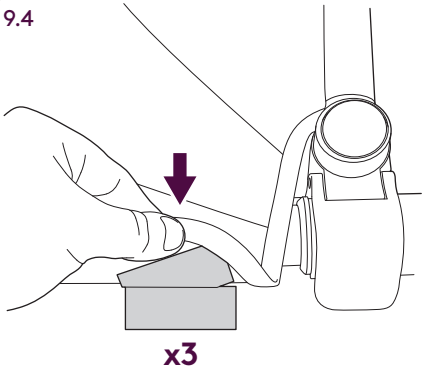

9.5

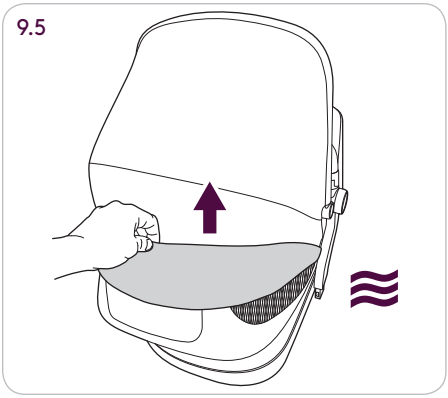

9.6

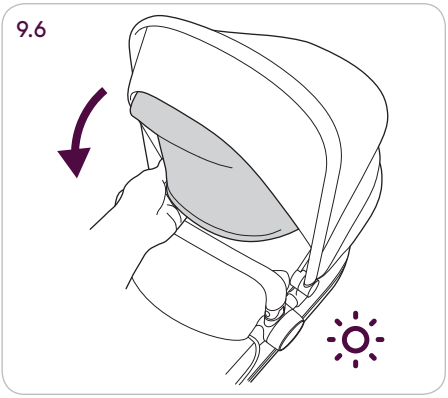

9.7

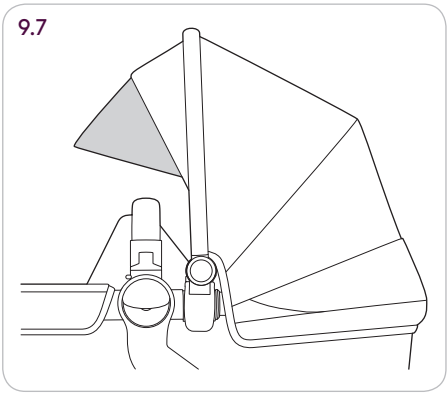

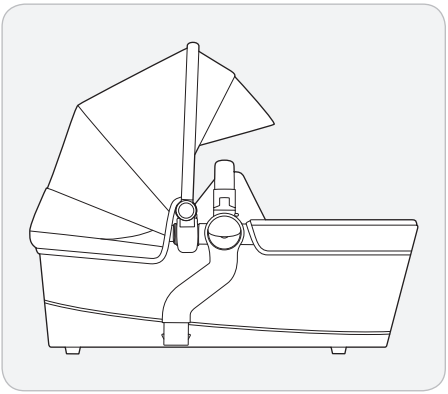

10.1

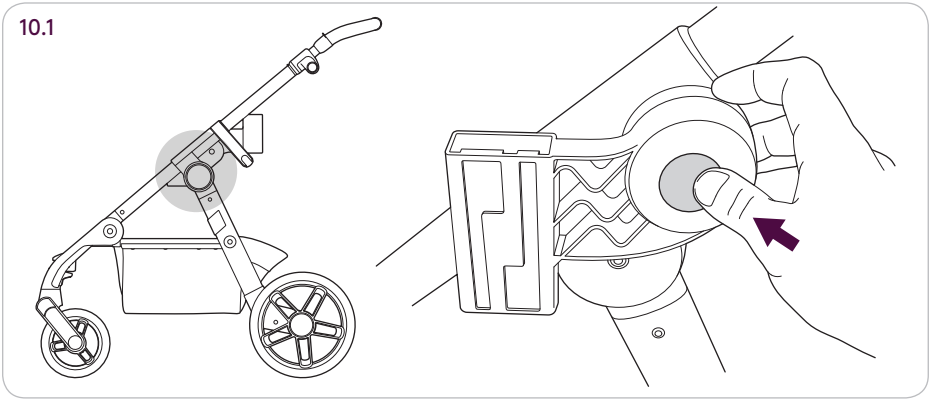

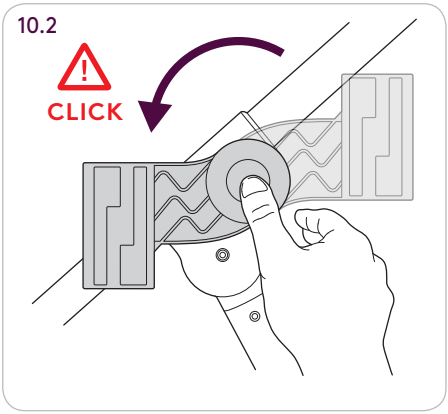
10.2
CLICK

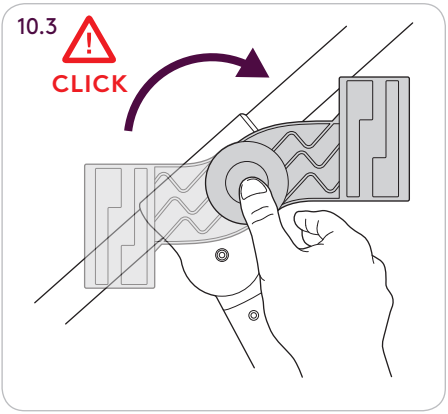
10.3
CLICK

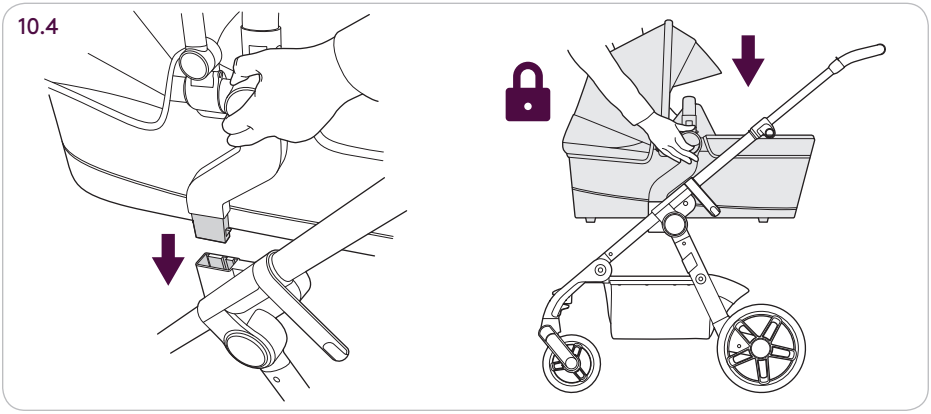
10.4

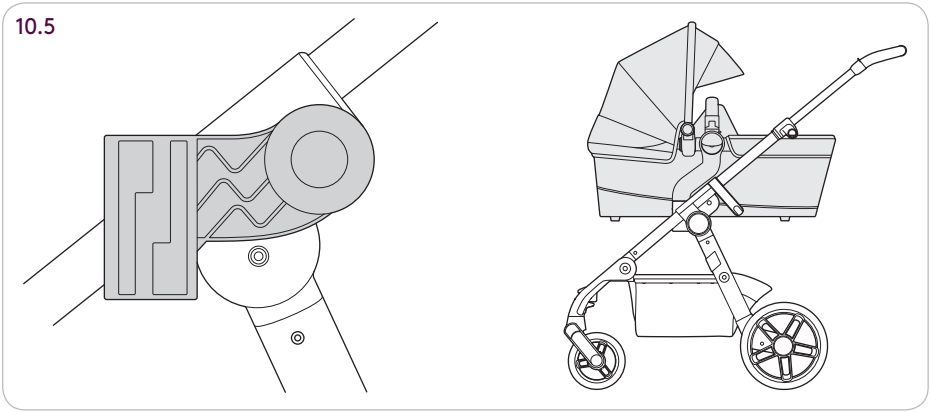
10.5

10.6

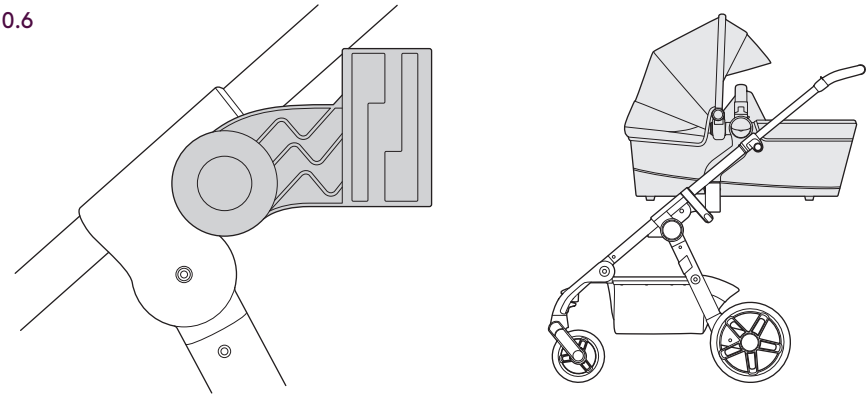

10.7

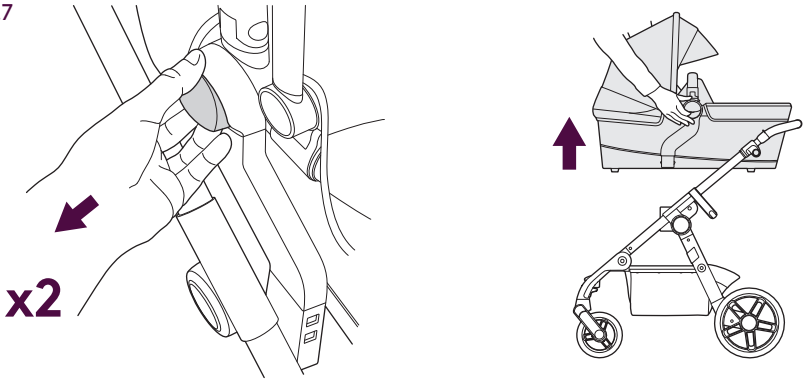

10.8

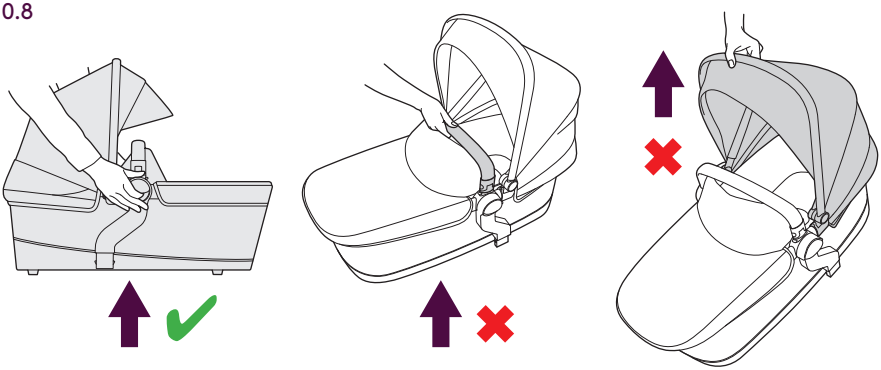

11.1

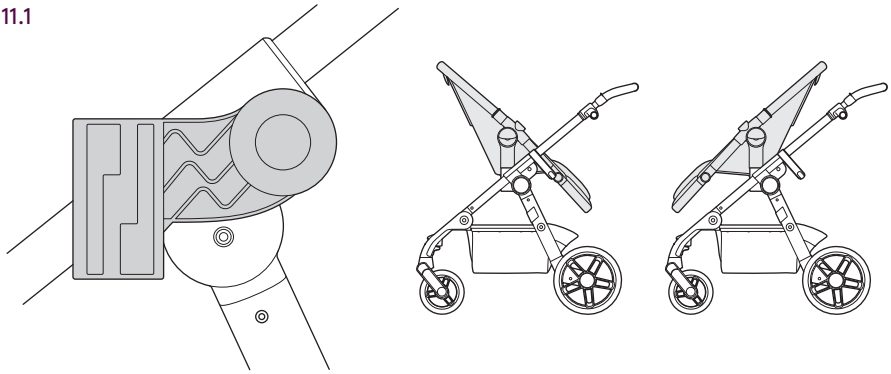

11.2

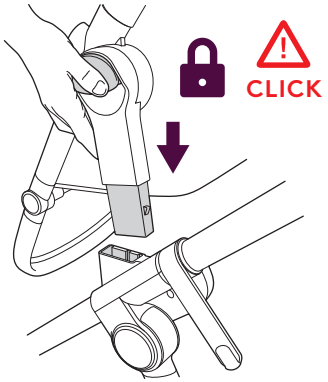

12.1

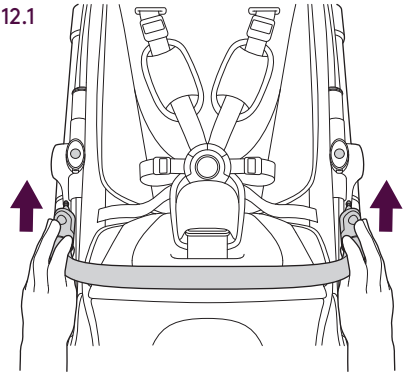

12.2

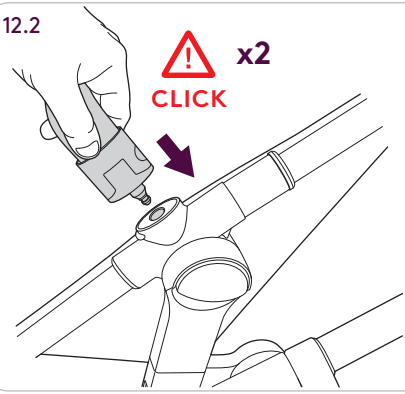

12.3

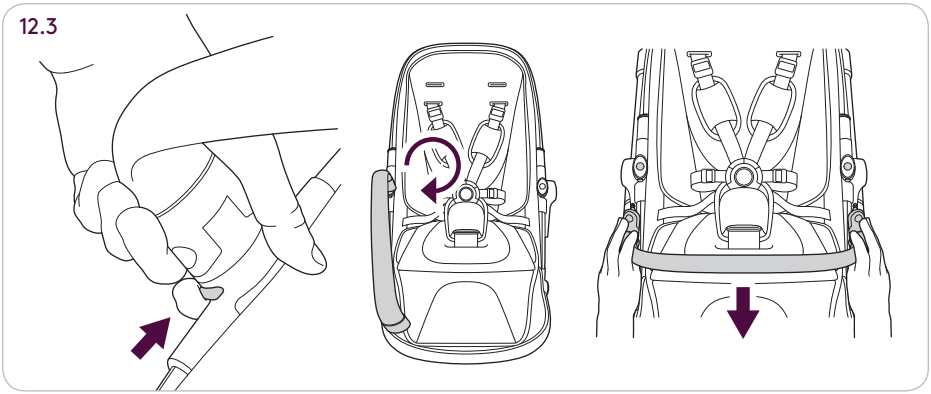

13.1

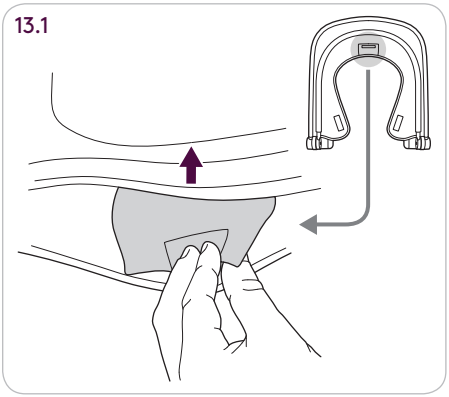

13.2

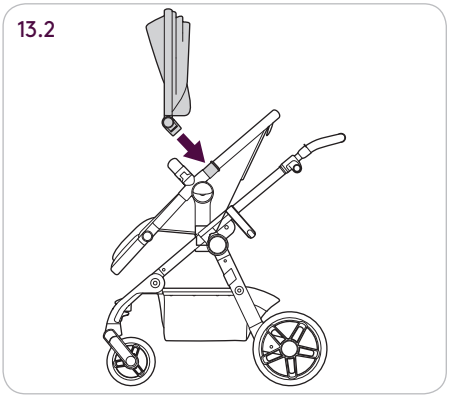

13.3

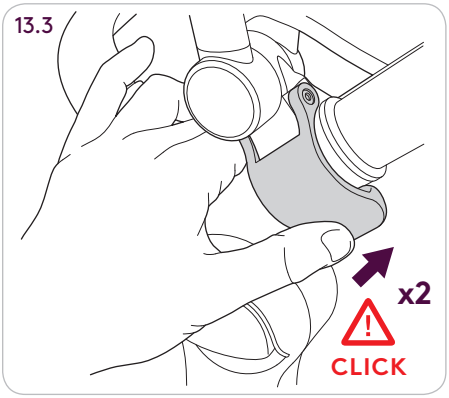

13.4

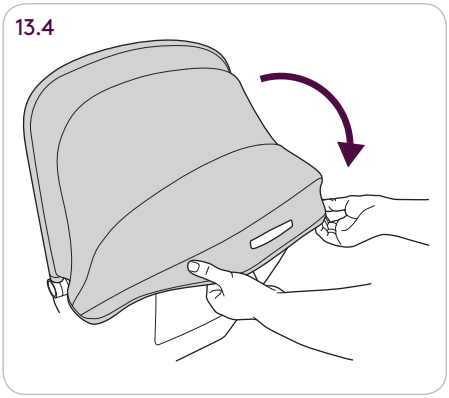

13.5

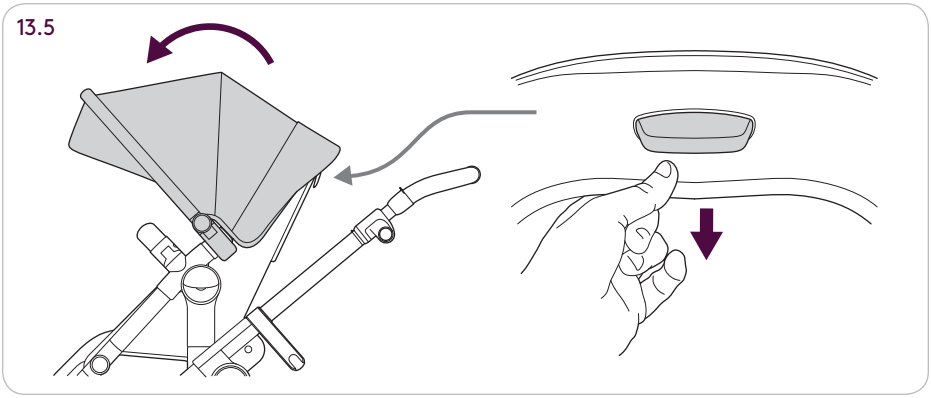

13.6

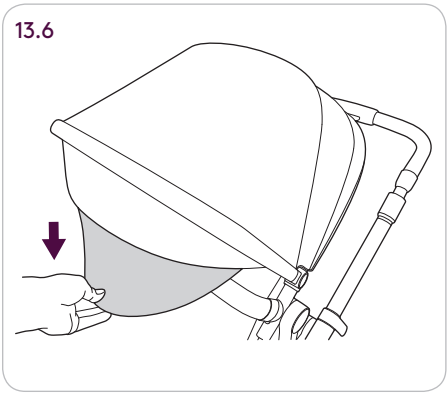

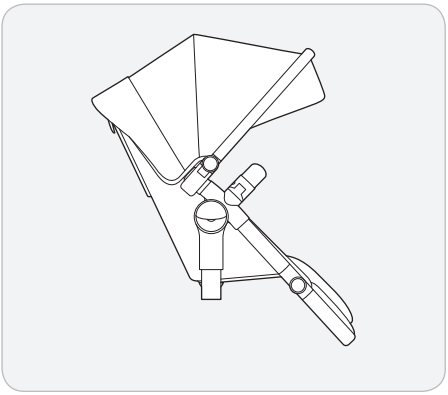

14.1

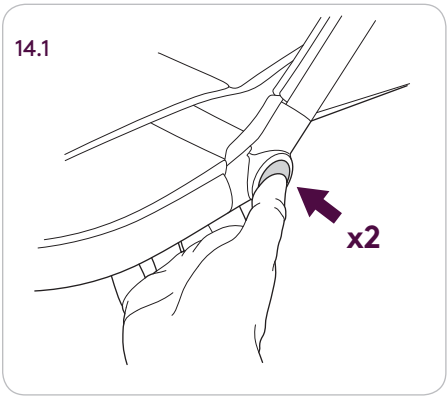

14.2

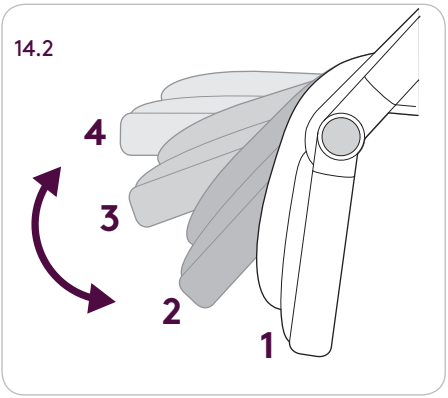

15.1

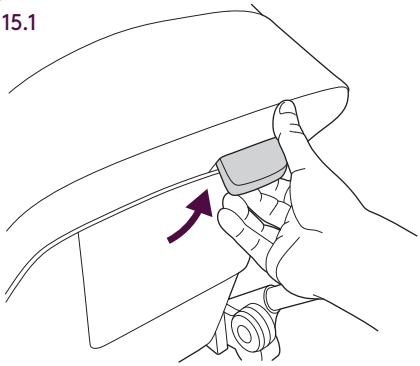

15.2

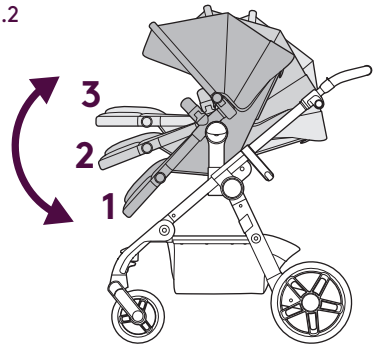

16.1

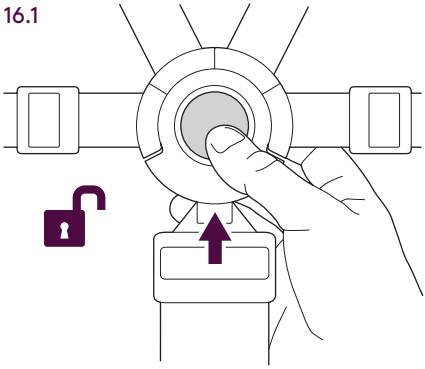

16.2

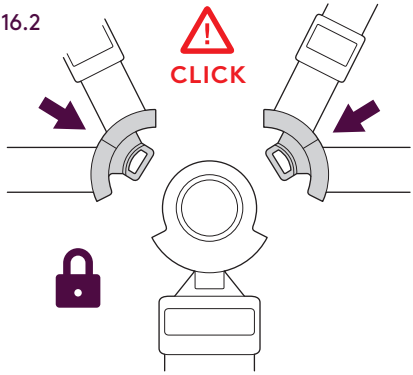

16.3

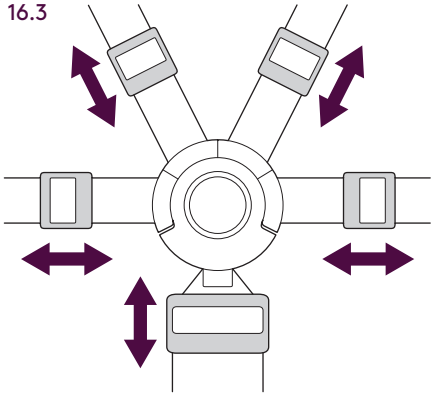

16.4

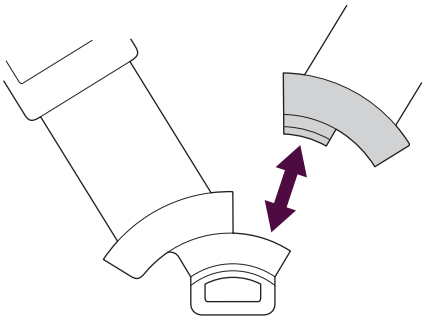

16.5

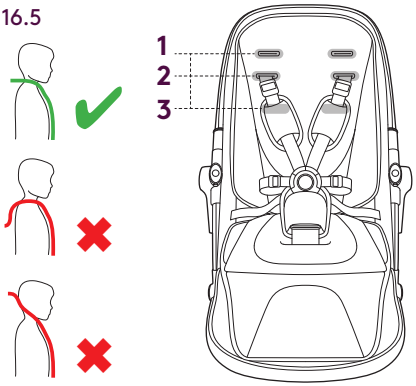

16.6

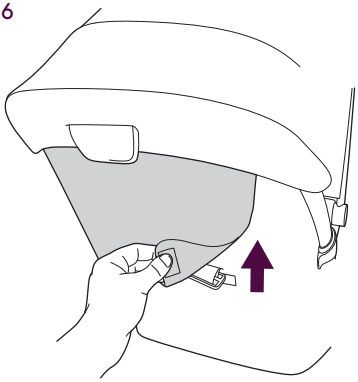

16.7

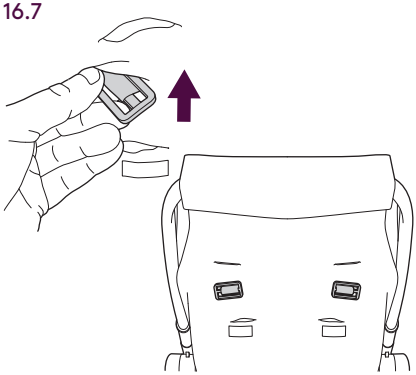

16.8

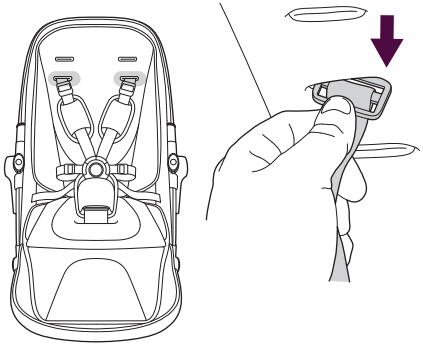

16.9

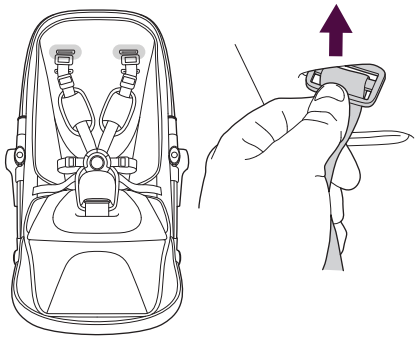

16.10

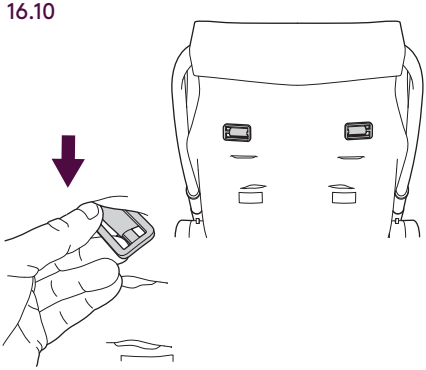

17.1

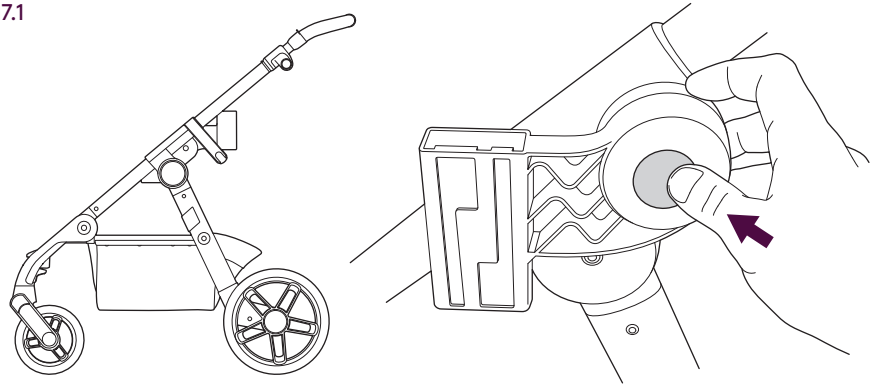

17.2

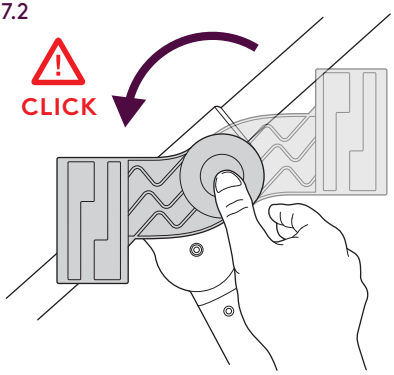

17.3

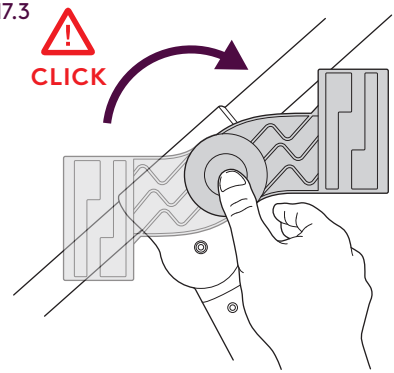

17.4

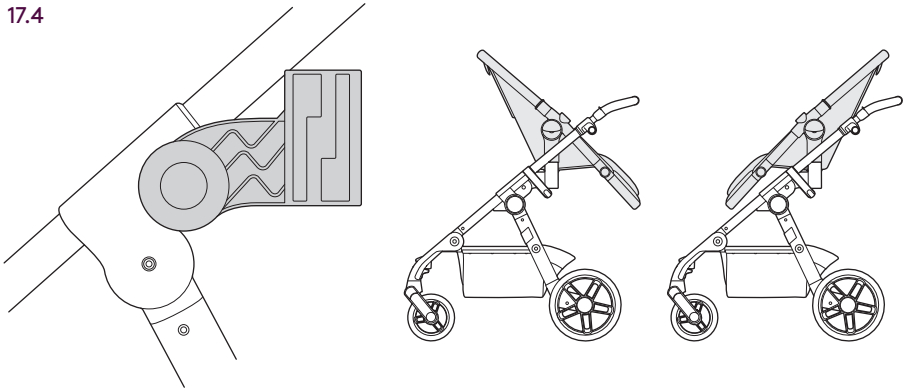

18.1

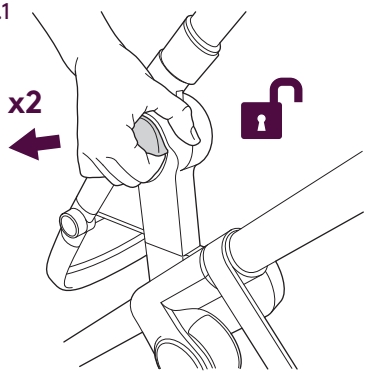

18.2

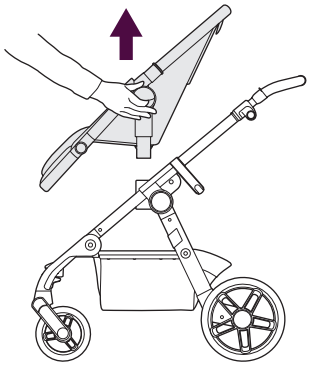

19.1

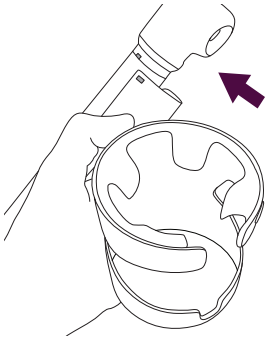

19.2

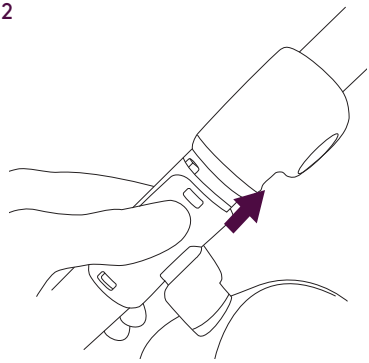

19.3

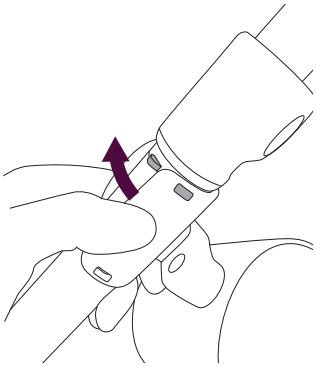

19.4

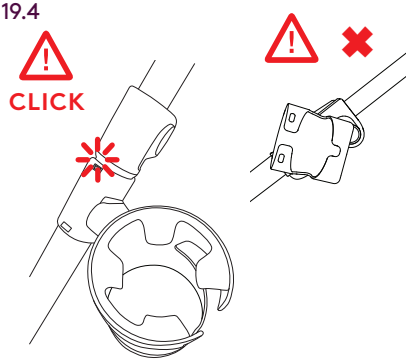

19.5

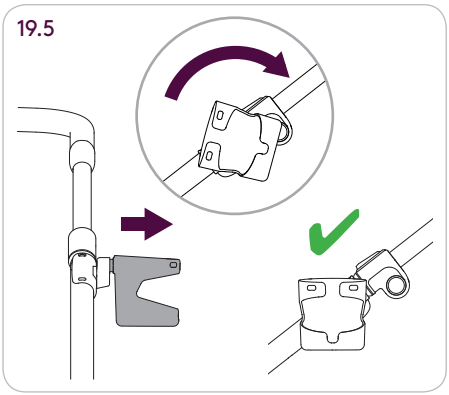

19.6

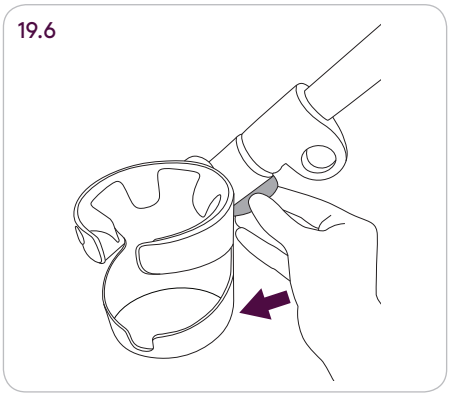

20.1

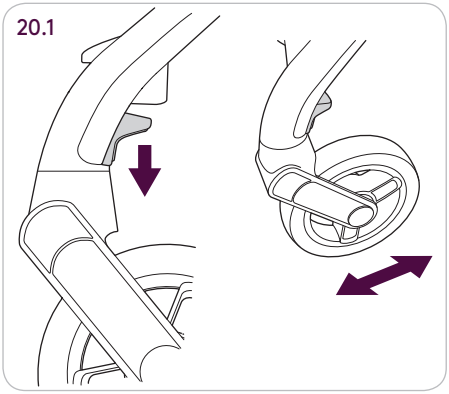

20.2

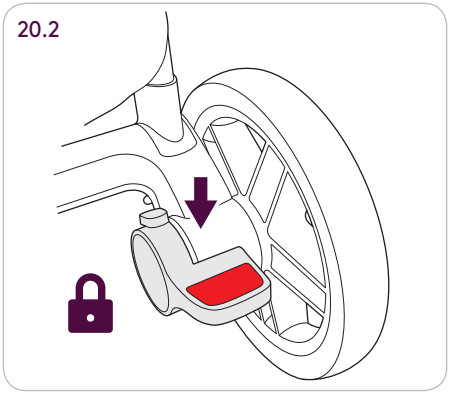

20.3

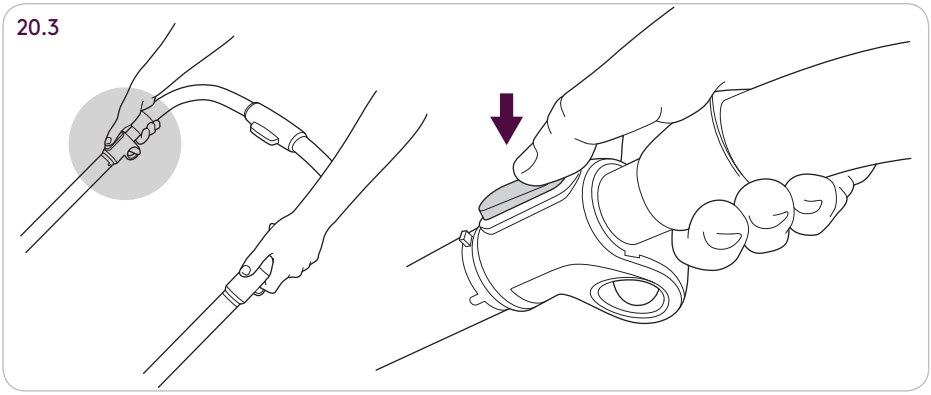

20.4

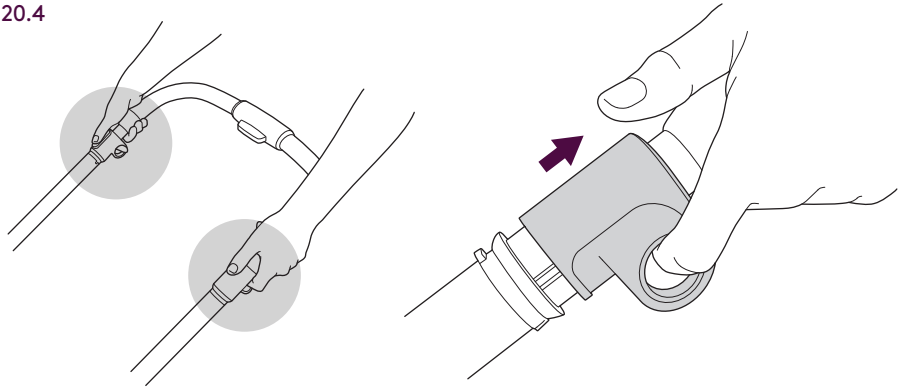

20.5

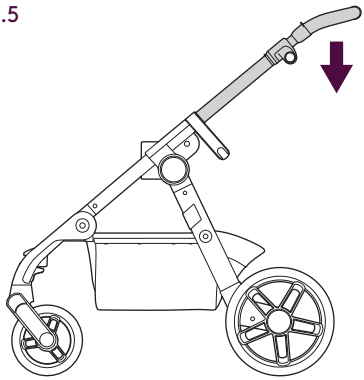

20.6



20.7

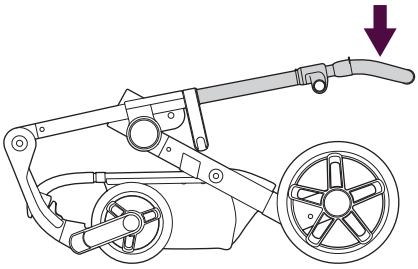

20.8



These instructions are important.

Read these instructions before use and keep them for future reference. Your child's safety may be affected if you do not follow these instructions.

Your Coast travel system is a high quality Silver Cross product. It meets current safety standards and care and regular light maintenance will ensure its long service.

In single configuration, this travel system is suitable from birth up to 20lb with the bassinet and from 6 months up to 55lb with the stroller seat.

In tandem configuration, this travel system is suitable from birth up to 20lb with the bassinet, from 6 months up to 55lb with the stroller seat and from 6 months up to 45lb with the tandem seat.

If somebody unfamiliar is using your Coast travel system, always ensure that they read these instructions carefully so that they understand how the product works best.

The Coast travel system is designed and tested to be used with the Coast bassinet, Coast stroller seat, Coast tandem seat (sold separately) and a range of car seats. For a list of compatible car seats, please visit our website: silvercrossus.com

Safety Notes

The Coast travel system is a high quality Silver Cross product. It complies with ASTM F833-15 and with correct use and maintenance will give good service. If, however, you should have any problems with the stroller, please contact your Silver Cross retailer who will take appropriate action.
The Coast bassinet complies with ASTM F2194-16

THE SAFETY OF YOUR CHILD IS YOUR RESPONSIBILITY.

⚠WARNING
ALWAYS APPLY THE PARKING BRAKE WHEN YOU ARE STANDING STILL.

⚠WARNING
ALWAYS APPLY THE PARKING BRAKE WHEN PLACING AND REMOVING THE CHILD.

⚠WARNING
FAILURE TO FOLLOW THESE WARNINGS AND THE INSTRUCTIONS COULD RESULT IN SERIOUS INJURY OR DEATH.

MAXIMUM CAPACITY FOR BASKET: 33LB.

MAXIMUM CAPACITY FOR CUP HOLDER: 12OZ.

⚠WARNING
READ ALL INSTRUCTIONS BEFORE USE.

⚠WARNING
NEVER LEAVE YOUR CHILD UNATTENDED.

⚠WARNING
TO AVOID INJURY, ENSURE THAT YOUR CHILD IS KEPT AWAY WHEN FOLDING AND UNFOLDING THIS PRODUCT.

⚠WARNING
DO NOT LET YOUR CHILD PLAY WITH THIS PRODUCT.

⚠WARNING
THE STROLLER SEAT AND TANDEM SEAT ARE NOT SUITABLE FOR CHILDREN UNDER 6 MONTHS.

⚠WARNING
AVOID SERIOUS INJURY FROM FALLING OR SLIDING OUT. ALWAYS USE THE RESTRAINT SYSTEM.

⚠WARNING
CHECK THAT THE BASSINET, SEAT UNIT OR CAR SEAT ATTACHMENT DEVICES ARE CORRECTLY ATTACHED BEFORE USE.

⚠WARNING
DO NOT CARRY MORE THAN TWO CHILDREN IN THIS PUSHCHAIR.

⚠WARNING
THIS PRODUCT IS NOT SUITABLE FOR RUNNING OR SKATING.

⚠WARNING
CHILD MAY SLIP INTO LEG OPENINGS AND STRANGLE. NEVER USE IN RECLINED POSITION WITHOUT USING SUPPLIED HARNESS.

⚠WARNING
DO NOT OVERLOAD THIS PRODUCT. FAILURE TO DO SO MAY CAUSE A HAZARDOUS UNSTABLE CONDITION TO EXIST.

⚠WARNING
ANY LOAD ATTACHED TO THE HANDLE AND/OR BACKREST AND/OR SIDES OF THE VEHICLE WILL AFFECT STABILITY OF THE VEHICLE. A BABY'S SAFETY IS YOUR RESPONSIBILITY.

BASSINET WARNINGS:

⚠WARNING

THIS PRODUCT IS ONLY SUITABLE FOR A CHILD WHO CANNOT SIT UP UNAIDED.

⚠WARNING

DO NOT USE IF ANY PART OF THE BASSINET IS BROKEN, TORN OR MISSING.

⚠WARNING

BE AWARE OF THE RISK OF OPEN FIRES, GAS FIRES ETC. IN THE NEAR VICINITY OF THE BASSINET.

⚠WARNING

IF A SHEET IS USED WITH THE PAD USE ONLY THE ONE PROVIDED BY THE BASSINET/CRADLE MANUFACTURER OR ONE SPECIALLY DESIGNED TO FIT THE DIMENSION OF THE BASSINET OR CRADLE MATTRESS.

⚠WARNING

STRINGS CAN CAUSE STRANGULATION! DO NOT PLACE ITEMS WITH A STRING AROUND A CHILDS NECK SUCH AS HOOD STRINGS OR PACIFIER CORDS.
DO NOT SUSPEND STRINGS OVER THE BASSINET OR ATTACH STRINGS TO TOYS.

⚠WARNING

SUFFOCATION HAZARD. INFANTS HAVE SUFFOCATED:

IN GAPS BETWEEN EXTRA PADDING AND SIDE OF BASSINET/CRADLE AND ON SOFT BEDDING.

USE ONLY THE PAD PROVIDED BY THE MANUFACTURER. NEVER ADD A PILLOW, COMFORTER OR ANOTHER MATTRESS FOR PADDING.

TO REDUCE THE RISK OF SIDS PAEDIATRICIANS RECOMMEND HEALTHY INFANTS BE PLACED ON THEIR BACKS TO SLEEP UNLESS OTHERWISE STATED BY YOUR PHYSICIAN.

BASSINET CAN ROLL OVER ON SOFT SURFACES AND SUFFOCATE CHILD. **NEVER** PLACE BASSINET ON BEDS, SOFAS OR OTHER SOFT SURFACES.

⚠WARNING
FALL HAZARD.

NEVER PLACE BASSINET ON COUNTER TOPS, TABLES OR ANY OTHER ELEVATED SURFACE. ALWAYS CHECK THE BASSINET IS SECURELY LOCKED ON THE STROLLER BY PULLING UPWARDS ON THE BASSINET BED.

⚠WARNING
FALL HAZARD.

TO HELP PREVENT FALLS, DO NOT USE THIS PRODUCT WHEN THE INFANT BEGINS TO PUSH UP ON HANDS AND KNEES OR HAS REACHED 20 LBS, WHICHEVER COMES FIRST.

IMPORTANT

CHECK THE WHEELS ARE SECURE BY GENTLY PULLING THE WHEELS AWAY FROM THE CHASSIS.

ALWAYS CHECK THAT THE PARKING BRAKE IS FULLY ENGAGED BY GENTLY MOVING THE CHASSIS BACKWARDS & FORWARDS.

⚠WARNING

BEFORE MAKING ANY ADJUSTMENTS TO THE CHASSIS, ENSURE THE PARKING BRAKE IS ENGAGED.

⚠WARNING

DO NOT USE CUP HOLDER WITH HOT LIQUIDS.

⚠WARNING

THE CUP HOLDER IS CAPABLE OF HOLDING A MAXIMUM WEIGHT OF 12OZ.

ALWAYS ENSURE THE BUMPER BAR IS ATTACHED WHEN YOUR CHILD IS IN THE BASSINET.

⚠WARNING

DO NOT ADD A MATTRESS OTHER THAN THE ONE PROVIDED.

⚠WARNING

THE BUMPER BAR MUST BE SECURELY CONNECTED AT BOTH SIDES AT ALL TIMES WHEN IN USE. THE SAFETY OF YOUR CHILD IS YOUR RESPONSIBILITY.

⚠WARNING

DO NOT LIFT A SEAT OR BASSINET VIA THE BUMPER BAR WHILST A CHILD IS IN PLACE. THE BUMPER BAR IS NOT A CARRY HANDLE.

⚠WARNING

THE HEAD OF THE CHILD IN THE BASSINET SHOULD NEVER BE LOWER THAN THE BODY OF THE CHILD.

⚠WARNING

ALWAYS USE THE CROTCH STRAP IN COMBINATION WITH THE WAIST STRAP.

⚠WARNING

WINTER/SUMMER CLOTHING CAN MAKE A DIFFERENCE TO THE SIZE OF YOUR CHILD.

⚠WARNING

BEFORE YOU USE THE PUSHCHAIR SEAT, THE HARNESS MUST BE ADJUSTED TO SUIT THE SIZE OF YOUR CHILD. ALWAYS USE THE HARNESS.

⚠WARNING

ALWAYS ENSURE THE BUMPER BAR IS ATTACHED WHEN YOUR CHILD IS IN THE PUSHCHAIR SEAT.

IMPORTANT: REMOVE THE CHILD FROM THE PUSHCHAIR SEAT BEFORE DETACHING THE PUSHCHAIR SEAT FROM THE CHASSIS.

⚠WARNING

THIS CAR SEAT DOES NOT REPLACE A COT OR BED. SHOULD YOUR CHILD NEED TO SLEEP, THEY SHOULD BE PLACED IN A SUITABLE PRAM BODY OR COT.

⚠WARNING

THE HANDLE AND THE BOTTOM SHOULD BE INSPECTED REGULARLY FOR SIGNS OF DAMAGE AND WEAR.

⚠WARNING

BEFORE CONVERTING THE COAST FOR USE IN TANDEM CONFIGURATION, APPLY THE PARKING BRAKE AND REMOVE ANY CAR SEAT OR BASSINET.

⚠WARNING

CHECK THE ORIENTATION OF THE CONNECTORS. DO NOT FORCE THE CONNECTORS ONTO THE CHASSIS OR DAMAGE MAY OCCUR.

⚠WARNING

BASSINET CAN FIT IN BOTH THE COAST CONNECTORS AND THE TANDEM CONNECTORS REARWARD FACING ONLY.

⚠WARNING

THE BASSINET ADAPTORS ARE ONLY TO BE USED WITH A TANDEM SEAT OR BASSINET IN THE TANDEM POSITION.

⚠WARNING

THE BASSINET ADAPTORS MUST BE REMOVED FROM THE CHASSIS BEFORE RETURNING THE COAST CHASSIS BACK TO A SINGLE CONFIGURATION.

⚠WARNING

THE BASSINET ADAPTORS CAN ONLY BE USED WITH THE BASSINET AND MUST BE REMOVED BEFORE FITTING THE PUSHCHAIR SEAT.

THE TANDEM SEAT CAN BE FITTED FORWARD OR REARWARD FACING (DEPENDING ON THE DESIRED CONFIGURATION).

THE TANDEM SEAT CAN ONLY FIT ONTO THE TANDEM CONNECTORS.

NOT ALL TANDEM SEAT POSITIONS MAY BE AVAILABLE IN ALL CONFIGURATIONS. DO NOT FORCE THE TANDEM SEAT INTO AN UNSUITABLE POSITION OR DAMAGE MAY OCCUR.

⚠WARNING

BEFORE FOLDING THE COAST PUSHCHAIR, THE SIMPLICITY CAR SEAT TANDEM ADAPTORS MUST BE REMOVED, OTHERWISE DAMAGE WILL BE CAUSED.

THE TANDEM CONNECTORS CAN ONLY BE REMOVED FROM THE CHASSIS ONCE THE TANDEM SEAT, BASSINET OR CAR SEAT ADAPTOR HAS BEEN REMOVED.

⚠WARNING

DUE CARE SHOULD BE TAKEN WHEN FOLDING AND UNFOLDING THE CHASSIS. PLEASE ENSURE FOLDING MECHANISMS ARE KEPT CLEAR TO AVOID POSSIBLE FINGER ENTRAPMENTS OR INJURIES TO PARTS OF THE BODY.

⚠WARNING

TO AVOID POSSIBLE INJURY OR DAMAGE, ALWAYS ENSURE THE FOLD LOCK HAS BEEN ENGAGED BEFORE LIFTING AND CARRYING THE CHASSIS.

CARRY THE FOLDED CHASSIS USING THE MAIN HANDLE.

Care and maintenance

Chassis - Always check your pushchair for signs of wear. Regularly lubricate all moving parts. Check for freedom of movement of all locking devices.
Polish metal work with a clean, dry cloth.

Dirt and dust within moving mechanisms may be rinsed away with clean water.
Do not soak or submerge.

Fabric items - Please refer to the washcare instructions on each individual item's washcare label.

Seat Unit - To clean, sponge area with warm soapy water. Rinse well with clean water to avoid staining. Allow to dry naturally, away from direct heat and strong sunlight.

Never machine wash, tumble dry, iron or bleach any of the fabric items or seat unit. A certain degree of fading may occur over time through everyday use.

IMPORTANTE: GUARDE ESTAS INSTRUCCIONES PARA CONSULTARLAS POSTERIORMENTE

Estas instrucciones son importantes.

Lea estas instrucciones antes del uso y guárdelas para consultarlas posteriormente. Puede poner en peligro la seguridad de su hijo si no sigue estas instrucciones.

Su sistema de viaje Coast es un producto de alta calidad de Silver Cross. Cumple las normativas de seguridad actuales y, con un ligero cuidado y mantenimiento, asegurará una larga vida útil.

En su configuración individual, este sistema de viaje es adecuado desde el nacimiento hasta los 20lb con el capazo y desde los 6 meses hasta los 55lb con la silla de paseo.

En su configuración en tándem, este sistema de viaje es adecuado desde el nacimiento hasta los 20lb con el capazo, desde los 6 meses hasta los 55lb con la silla de paseo y desde los 6 meses hasta los 45lb con la silla tándem.

Si alguien no familiarizado con el sistema va a utilizar su sistema de viaje Coast, asegúrese siempre de que haya leído atentamente estas instrucciones para que sepa cómo funciona mejor el producto.

El sistema de viaje Coast ha sido diseñado y probado para utilizarse con el capazo Coast, la silla de paseo Coast, la silla tándem Coast (se vende por separado) y la silla para coche Simplicity (se vende por separado).

IMPORTANTE: GUARDE ESTAS INSTRUCCIONES PARA FUTURAS CONSULTAS

Notas de seguridad

El sistema de viaje Coast es un producto de gran calidad de Silver Cross.
Cumple con la normativa ASTM F833-15 y, si la utiliza adecuadamente y realiza un buen mantenimiento, le proporcionará un servicio excelente. No obstante, si tiene algún problema con su producto, póngase en contacto con el minorista Silver Cross, quien se encargará apropiadamente del asunto.
El moisés Coast cumple con las normativas ASTM F2194-16.

USTED ES RESPONSABLE DE LA SEGURIDAD DE SU HIJO.

⚠ADVERTENCIA
PONGA SIEMPRE EL FRENO DE APARCAMIENTO CUANDO SE DETENGA.

⚠ADVERTENCIA
PONGA SIEMPRE EL FRENO DE APARCAMIENTO CUANDO COLOQUE O SAQUE AL NIÑO.

ADVERTENCIAS:

NO DEJE A SU HIJO NUNCA SIN VIGILANCIA.

⚠ ADVERTENCIA
LEA TODAS LAS INSTRUCCIONES ANTES DE USARLO.

⚠ ADVERTENCIA
NUNCA DEJE AL NIÑO DESATENDIDO.

⚠ ADVERTENCIA
PARA EVITAR LESIONES, ASEGÚRESE DE QUE EL NIÑO NO ESTÉ CERCA CUANDO PLIEGUE Y DESPLIEGUE ESTE PRODUCTO.

⚠ ADVERTENCIA
NO DEJE QUE SU NIÑO JUEGUE CON ESTE PRODUCTO.

⚠ ADVERTENCIA
LA SILLA DEL COCHECITO Y LA SILLA TÁNDEM NO SON APTAS PARA NIÑOS MENORES DE 6 MESES.

⚠ ADVERTENCIA
**EVITE LESIONES GRAVES POR CAERSE O DESLIZARSE.
USE SIEMPRE EL SISTEMA DE RETENCIÓN.**

⚠ ADVERTENCIA
COMPRUEBE QUE LOS DISPOSITIVOS DE SUJECIÓN DEL MOISÉS, EL ASIENTO O LA SILLA DE COCHE ESTÉN CORRECTAMENTE ACCIONADOS ANTES DE SU USO

⚠ ADVERTENCIA
NO LLEVE A MÁS DE DOS NIÑOS EN ESTE COCHECITO.

⚠ ADVERTENCIA
ESTE PRODUCTO NO ES ADECUADO PARA CORRER NI PATINAR.

⚠ ADVERTENCIA
EL NIÑO PUEDE DESLIZARSE HACIA LAS ABERTURAS PARA LAS PIERNAS Y ESTRANGULARSE. NUNCA LO USE EN POSICIÓN RECLINADA SIN USAR EL ARNÉS PROVISTO.

⚠ ADVERTENCIA
NO SE DEBE PONER UNA CARGA EXCESIVA EN ESTE PRODUCTO. NO RESPETAR ESTA INDICACIÓN PUEDE RESULTAR EN UNA INESTABILIDAD PELIGROSA.

⚠ ADVERTENCIA

LOS PESOS QUE SE CUELGUEN DEL MANILLAR Y/O RESPALDO Y/O LATERALES DEL VEHÍCULO AFECTARÁN A SU ESTABILIDAD. USTED ES RESPONSABLE DE LA SEGURIDAD DEL BEBÉ.

ADVERTENCIAS DEL MOISÉS:

⚠ ADVERTENCIA

ESTE PRODUCTO SOLO ES ADECUADO PARA NIÑOS QUE NO PUEDEN SENTARSE SIN AYUDA.

⚠ ADVERTENCIA

NO UTILICE EL MOISÉS SI ESTÁ ROTO, DAÑADO O LE FALTA ALGUNA PIEZA.

⚠ ADVERTENCIA

TENGA EN CUENTA EL RIESGO DE FOGATAS, ESTUFAS DE GAS, ETC. EN LAS CERCANÍAS DEL MOISÉS.

⚠ ADVERTENCIA

SI SE USA UNA SÁBANA CON LA ALMOHADILLA, USE SOLAMENTE LA QUE FUE PROVISTA POR EL FABRICANTE DEL MOISÉS/LA CUNA O UNA QUE HAYA SIDO DISEÑADA ESPECIALMENTE PARA ENCAJAR EN LAS DIMENSIONES DEL COLCHÓN DEL MOISÉS O LA CUNA.

⚠ ADVERTENCIA

LAS CUERDAS PUEDEN CAUSAR ESTRANGULAMIENTO. NO COLOQUE ELEMENTOS CON CUERDAS ALREDEDOR DEL NIÑO, COMO LAS CUERDAS DE LA CAPUCHA O LOS CORDONES PARA SOSTENER EL CHUPETE. NO CUELGUE CUERDAS POR ENCIMA DEL MOISÉS NI COLOQUE CUERDAS A LOS JUGUETES.

⚠ ADVERTENCIA PELIGRO DE ASFIXIA. LOS NIÑOS SE HAN ASFIXIADO:

EN LOS ESPACIOS ENTRE EL RELLENO ADICIONAL Y EL COSTADO DEL MOISÉS/ LA CUNA Y EN CAMAS BLANDAS.

USE SOLAMENTE EL RELLENO PROVISTO POR EL FABRICANTE. NUNCA AGREGUE UNA ALMOHADA, UN EDREDÓN U OTRO COLCHÓN PARA MAYOR RELLENO.

PARA REDUCIR EL RIESGO DE SÍNDROME DE MUERTE SÚBITA INFANTIL, LOS PEDIATRAS RECOMIENDAN QUE LOS NIÑOS SANOS SEAN COLOCADOS BOCA ARRIBA PARA DORMIR A MENOS QUE SU MÉDICO INDIQUE LO CONTRARIO.

EL MOISÉS PUEDE DARSE VUELTA EN SUPERFICIES BLANDAS Y ASFIXIAR AL NIÑO. **NUNCA** COLOQUE EL MOISÉS SOBRE LA CAMA, EL SOFÁ U OTRA SUPERFICIE BLANDA.

⚠ ADVERTENCIA
PELIGRO DE CAÍDA.

NUNCA COLOQUE EL MOISÉS SOBRE LA ENCIMERA, LA MESA O CUALQUIER OTRA SUPERFICIE ELEVADA. SIEMPRE VERIFIQUE QUE EL MOISÉS ESTÁ BIEN TRABADO EN EL COCHECITO AL TIRAR PARA ARRIBA DE LA CAMA DEL MOISÉS.

⚠ ADVERTENCIA
PELIGRO DE CAÍDA.

ESTE PRODUCTO ES ADECUADO PARA NIÑOS QUE NO PUEDEN SENTARSE O DARSE LA VUELTA POR SÍ MISMOS NI PUEDEN LEVANTARSE POR MEDIO DE LAS MANOS O RODILLAS.

IMPORTANTE

COMPRUEBE QUE LAS RUEDAS SON SEGURAS TIRANDO SUAVEMENTE DE ELLAS PARA SEPARARLAS DEL CHASIS.

COMPRUEBE SIEMPRE QUEEL FRENO DE APARCAMIENTO ESTÁ COMPLETAMENTE ENGRANADO MOVIENDO SUAVEMENTE EL CHASISHACIA ATRÁS Y HACIA DELANTE.

⚠ ADVERTENCIA

ANTES DE REALIZAR CUALQUIER AJUSTE EN EL CHASIS, ASEGÚRESE DE QUE EL FRENO DE APARCAMIENTO ESTÁ ENGRANADO.

⚠ ADVERTENCIA

NO UTILICE EL PORTAVASOS CON BEBIDAS CALIENTES.

⚠ ADVERTENCIA

EL PORTAVASOS SOLO RESISTE UN PESO MÁXIMO DE 12OZ.

ASEGÚRESE SIEMPRE DE QUE LA BARRA PARACHOQUES ESTÉ COLOCADA CUANDO SU HIJO SE ENCUENTRE EN EL CAPAZO.

⚠ ADVERTENCIA

NO PONGA UN COLCHÓN DISTINTO AL QUE SE SUMINISTRA.

⚠ ADVERTENCIA

LA BARRA PARACHOQUES DEBE ESTAR ACOPLADA DE FORMA SEGURA EN LOS DOS LADOS SIEMPRE QUE SE UTILICE. USTED ES RESPONSABLE DE LA SEGURIDAD DE SU HIJO.

⚠ ADVERTENCIA

NO LEVANTE UNA SILLA O CAPAZO POR LA BARRA PARACHOQUES CUANDO HAYA UN NIÑO COLOCADO EN SU INTERIOR.

⚠ ADVERTENCIA

LA CABEZA DEL NIÑO DENTRO DEL CAPAZO NO DEBERÍA ESTAR NUNCA EN UNA POSICIÓN MÁS BAJA QUE SU CUERPO.

⚠ ADVERTENCIA

ASEGÚRESE DE QUE TODOS LOS DISPOSITIVOS DE BLOQUEO ESTÉN ENGRANADOS ANTES DEL USO.

⚠ ADVERTENCIA

UTILICE SIEMPRE LA CORREA DE ENTREPIERNA EN COMBINACIÓN CON LA CORREA DE CINTURA.

⚠ ADVERTENCIA

LA ROPA DE INVIERNO O VERANO PUEDE MARCAR UNA DIFERENCIA EN EL TAMAÑO DE SU HIJO.

⚠ ADVERTENCIA

ANTES DE UTILIZAR LA SILLA DE PASEO, EL ARNÉS DEBE ESTAR AJUSTADO AL TAMAÑO DE SU HIJO. UTILICE SIEMPRE EL ARNÉS.

⚠ ADVERTENCIA

ASEGÚRESE SIEMPRE DE QUE LA BARRA PARACHOQUES ESTÉ COLOCADA CUANDO SU HIJO SE ENCUENTRE EN LA SILLA DE PASEO.

IMPORTANTE: SAQUE AL NIÑO DE LA SILLA DE PASEO ANTES DE EXTRAERLA DEL CHASIS.

⚠ ADVERTENCIA

EL ASA Y EL FONDO DEBERÍAN REVISARSE REGULARMENTE PARA DETECTAR CUALQUIER INDICIO DE DAÑO O DESGASTE.

⚠ ADVERTENCIA

ANTES DE CONVERTIR EL SISTEMA COAST PARA SU USO EN UNA CONFIGURACIÓN EN TÁNDEM, PONGA EL FRENO DE ESTACIONAMIENTO Y RETIRE CUALQUIER SILLA PARA COCHE O CAPAZO.

⚠ ADVERTENCIA

**COMPRUEBE LA ORIENTACIÓN DE LOS CONECTORES.
NO FUERCE LOS CONECTORES EN EL CHASIS YA QUE SE PODRÍAN CAUSAR DAÑOS.**

⚠ ADVERTENCIA

EL CAPAZO PUEDE ACOPLARSE TANTO EN LOS CONECTORES COAST COMO EN LOS CONECTORES TÁNDEM ÚNICAMENTE ORIENTADO HACIA ATRÁS.

⚠ ADVERTENCIA

LOS ADAPTADORES DEL CAPAZO SOLO DEBEN UTILIZARSE CON UNA SILLA TÁNDEM O CAPAZO EN LA POSICIÓN EN TÁNDEM.

⚠ ADVERTENCIA

LOS ADAPTADORES DEL CAPAZO DEBEN RETIRARSE DEL CHASIS ANTES DE VOLVER A UTILIZAR EL CHASIS CON UNA CONFIGURACIÓN INDIVIDUAL

⚠ ADVERTENCIA

LOS ADAPTADORES DEL CAPAZO SOLO DEBERÍAN UTILIZARSE CON EL CAPAZO Y DEBERÍAN RETIRARSE ANTES DE COLOCAR LA SILLA DE PASEO.

LA SILLA TÁNDEM PUEDE COLOCARSE ORIENTADA HACIA DELANTE O HACIA ATRÁS (EN FUNCIÓN DE LA CONFIGURACIÓN DESEADA).

LA SILLA TÁNDEM SOLO PUEDE ACOPLARSE EN LOS CONECTORES TÁNDEM.

NO TODAS LAS POSICIONES DE LA SILLA TÁNDEM ESTÁN DISPONIBLES EN TODAS LAS CONFIGURACIONES. NO FUERCE LA SILLA TÁNDEM PARA COLOCARLA EN UNA POSICIÓN INADECUADA YA QUE SE PODRÍAN CAUSAR DAÑOS.

⚠ ADVERTENCIA

ANTES DE PLEGAR LA SILLA DE PASEO COAST, DEBEN RETIRARSE LOS ADAPTADORES TÁNDEM DE SILLA PARA COCHE SIMPLICITY; DE LO CONTRARIO, SE PRODUCIRÁN DAÑOS.

LOS CONECTORES TÁNDEM SOLO PUEDEN RETIRARSE DEL CHASIS DESPUÉS DE HABER RETIRADO EL ADAPTADOR DE SILLA TÁNDEM, CAPAZO O SILLA PARA COCHE.

⚠ ADVERTENCIA

DEBERÍA TENER EL DEBIDO CUIDADO CUANDO PLIEGUE Y DESPLIEGUE EL CHASIS. ASEGÚRESE DE QUE EL MECANISMO DE PLEGADO SE MANTENGA DESPEJADO PARA EVITAR POSIBLES ENGANCHES DE LOS DEDOS O LESIONES EN PARTES DEL CUERPO.

⚠ ADVERTENCIA

PARA EVITAR POSIBLES LESIONES O DAÑOS, ASEGÚRESE SIEMPRE DE QUE EL BLOQUEO DE PLEGADO ESTÉ ENGRANADO ANTES DE LEVANTAR Y TRANSPORTAR EL CHASIS.

TRANSPORTE EL CHASIS PLEGADO POR LA MANILLA PRINCIPAL.

Cuidado y mantenimiento

Chasis: Compruebe siempre la silla por si hubiera indicios de desgaste. Lubrique periódicamente todas las partes móviles. Compruebe que haya total libertad de movimiento en todos los dispositivos de bloqueo.
Pula el metal con un paño limpio y seco.

La suciedad y el polvo dentro de los mecanismos móviles pueden enjuagarse con agua limpia. No la moje ni sumerja.

Componentes de tela: Consulte las instrucciones de lavado en cada etiqueta individual.

Asiento: Para limpiarlo, pase una esponja por la zona con agua templada con jabón. Aclare bien con agua limpia para evitar manchas. Deje secar al aire, lejos del calor directo y de la luz solar fuerte.

Nunca lave a máquina, seque en secadora, planche o blanquee ninguno de los componentes de tela o el asiento.
Es posible que pierdan algo de color con el uso diario.

NOTES

NOTES

Silver Cross®

THE BEST START IN LIFE

Silver Cross North America, PO Box 100064, Brooklyn NY 11210

silvercrossus.com

SXCOAST-USA-SPA-1118